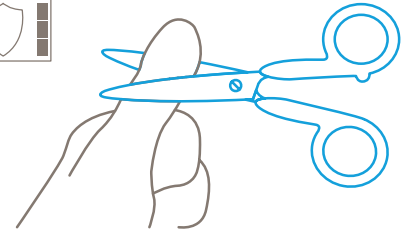


# SECUMAX 363 - SAFETY SCISSORS



### Safety technology



### Safe special ground - maximum safety

The cutting edges are not angled, but straight ground. This means: No danger for your fingers. Therefore our safety scissors all carry the name SECUMAX = maximum safety.

## ▶ SMALL SAFETY SCISSORS WITH FINGER-FRIENDLY SPECIAL GRINDING.

### Precise to the millimeter. In many regards.

Our safety scissors for extra fine and targeted cuts. It is playfully easy to direct, using your thumb and forefinger only. And just like its big brothers, the lightweight cuts through cardboard, paper, film, fabrics, yarn and strapping band. Your fingers and hand are protected against injuries by the special way the scissors have been sharpened in addition to the rounded tips.

### Sharp, but not dangerous!

Take a good look at the cuts. Noticed anything? None of them have been cut at an angle, as all of the cuts are at right-angles. Therefore you cannot cut yourself, only the large range of potential materials.

### Non-rusting stainless steel

You will be able to use your scissors for a very long time as the metal parts are made from non-rusting stainless steel. The handles have been coated in a plastic reinforced with fibreglass. Another guarantee for a long service life.

### Comfortable working

The experts call them "eyes" and these are the small openings in which you insert your fingers to securely hold the scissors. The "soft-grip" on the insides also helps to ensure comfortable and non-slip working."

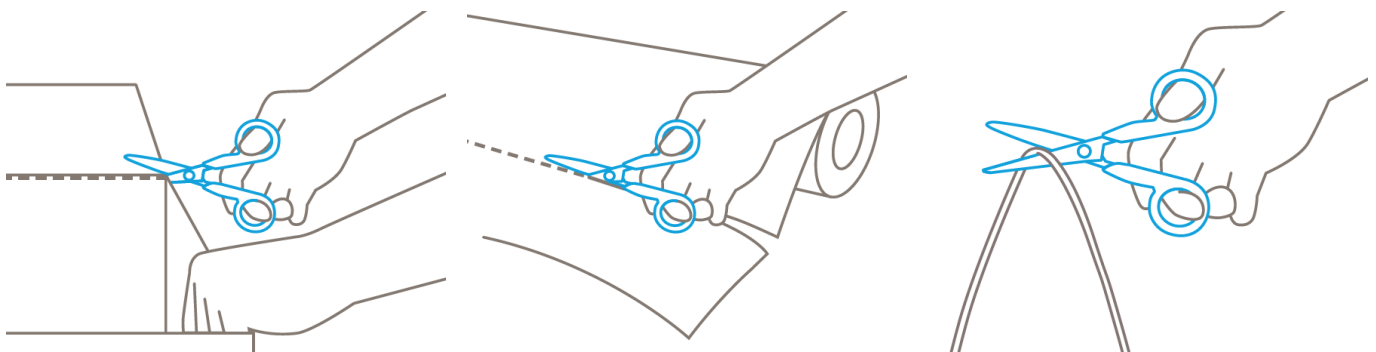
### Short cutting

In brief: this is true precision! This makes the SECUMAX 363 especially suitable for precise, sophisticated cutting. The scissors will not drift away from your line, even when you want to cut in the smallest corners.

### Sturdy connection

A matter of course for quality scissors: Both of the cutting edges are held together by a real screw. This ensures stable cohesion and permanent high cutting power.

## ▶ USAGE



## ▶ PRODUCT FEATURES



Maximum safety



Very ergonomic



Cutting edge length (56 mm)



Soft-grip



For right and left hander



Precision cutting

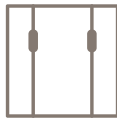


INOX stainless


### ▶ PRODUCT FEATURES



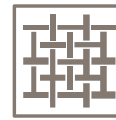
Cardboard: 1-ply



Plastic strapping band



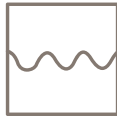
Layers of foil or paper



Textile, material



Yarn, cord



Wrapping, stretch, and shrink foil

### ▶ SERVICES OFFERED



Consulting service

### ▶ PRODUCT AND PACKAGING DETAILS

Order No.	NO. 363001.00
Knife size (L x W x H)	134 x 8 x 65.5 mm
Weight knife	36.8 g
Basic material	Stainless steel
Extended blade length	56 mm

Packaging unit (PU)	1 on self-service card
Size (PU)	90 x 185 mm
Weight (PU)	45 g
EAN Code (PU)	4002632921315
Quantity in outer pack	10 scissors
Weight outer pack	45.2 g
EAN Code outer pack	4002632972638
Customs tariff number	82130000

### ▶ ENVIRONMENT

This SECUMAX 363 corresponds with the current REACH ordinance.

### ▶ SECURITY ADVICE

Please read these instructions and keep them safe so that you can use your new MARTOR scissors safely and in the best possible way.

#### 1. Usage advice:

1. Usage advice: Always use the Safety Scissors with great caution, even though it looks like the protected cutting edge of the scissors fundamentally offers protection from cut and stab injuries. Please only use the scissors for the above-mentioned materials in an appropriate fashion and always carefully. With this in mind, respect the correct handling and usage of the Safety Scissors. Any other usage can lead to damaging the product or even other nearby items. Through inappropriate usage, e.g. knocks, bangs or falling from even a low height, the scissors can become damaged. In particular, the scissors must not be used in a way that can cause a crushing hazard to the hands or other limbs. Always guide the Safety Scissors in a straight line away from you and keep them at a constant suitable angle.

#### 2. Storage/Nonuse of the scissors:

When you are not using the scissors, keep them in a safe place. If the scissors are visibly damaged, do not use them.

3. Care advice: Protect the scissors from moisture and heat and store in a dry place. From time to time, put a drop of oil in the screw slots so that the cutting action remains smooth.

**CAUTION:** No liability will be assumed for consequential losses. Subject to technical changes and errors! This scissor does not belong in the hands of children!